

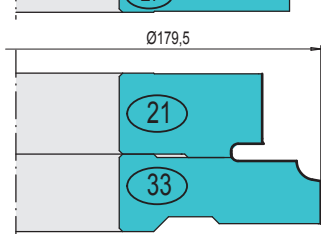
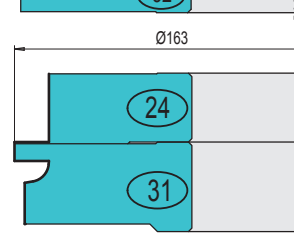
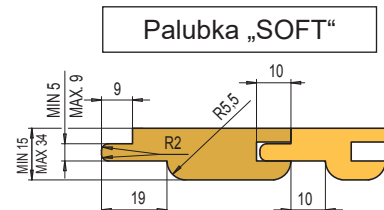
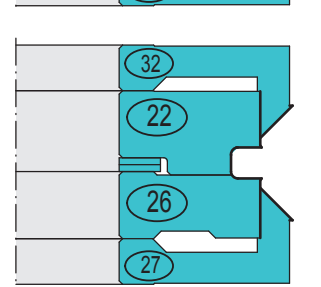
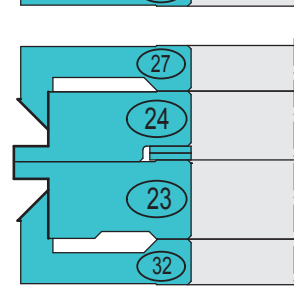
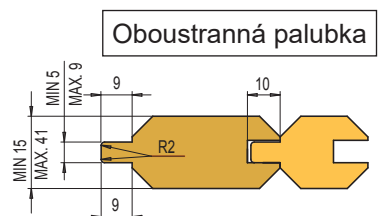
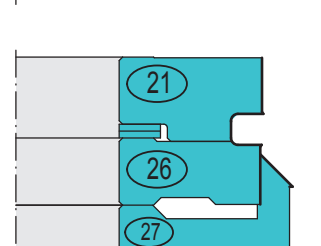
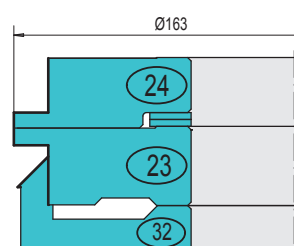
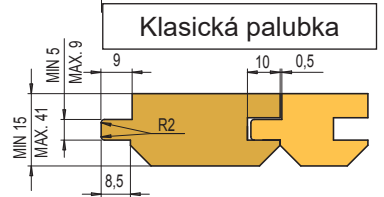
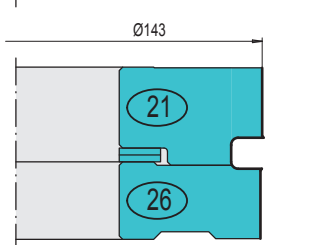
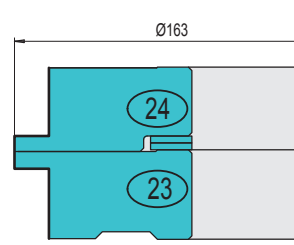
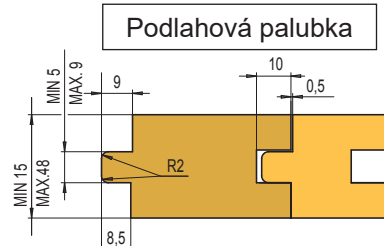
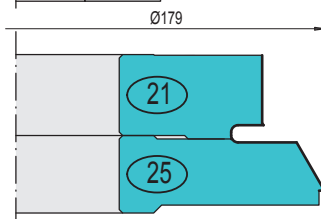
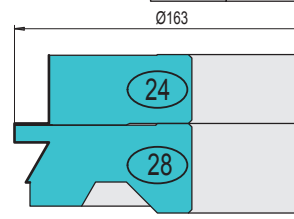
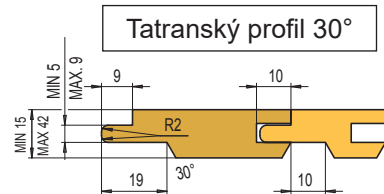
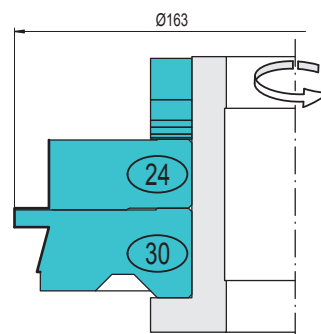
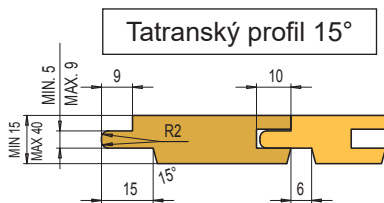
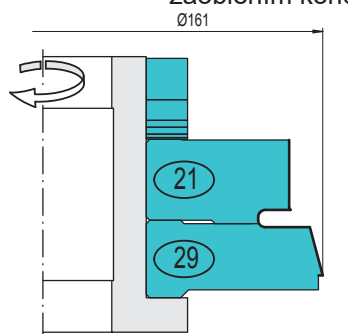
# FRÉZY NA PALUBKY

## TYP: PALUBKOVÁ STAVEBNICE TĚŽKÁ ŘADA

Soubor 16 fréz do čtyřstranky, upínacích pouzder a mezikroužků Z dodaných fréz je možné vyskládat sady na 6 typů palubek. Stavebnici nemusíte kupovat celou, postupným dokupováním se celková cena nezvýší.

**Provedení** podobné jako u lehké řady, od které se liší:

- větší tloušťkou pera (rozsah 5 – 9 mm)
- větší tloušťkou palubky (podlahová palubka až 48mm silná, na rozdíl od 30mm lehké řady).
- zaoblením konců per R2



Ceník najdete na str. 82